

USB Type-C Tester

8761 NAC

Features

- 4-wire measurement conductance 1mΩ-52Ω
- Test pin 64/128
- Number of test file up to 500 sets
- Using fixture FX-000C21/FX000C22
- Automatically identify the normal or reverse plugin of wire or connectors
- The measurement items: Open/Short, Conductance, Components, AC Hipot, DC insulation/Hipot, Quick conductance, Intermittence O/S, and Quick Intermittence open circuit.
- Multiple DUT test-4 (standard)/ expand 14 (option)
- USB Host storages setting files and can update firmware
- Support bar code scan and print function
- External current expand box for wire buck measurement

Application

All kinds of wires, connectors and combined products of connectors and wires



CE RS-232 Remote USB Host Print

Accessories / Fixtures

Standard

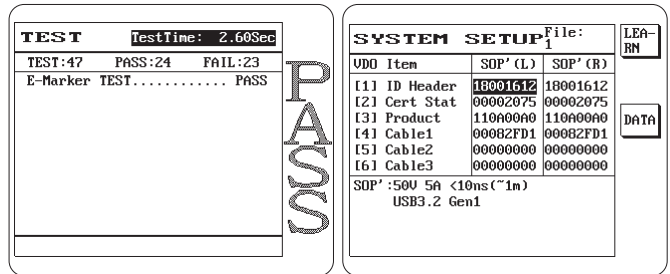
- Power Cord
- FX-000C16
- FX-000C21
- FX-000C22
- AK-8600F2
- Probe

Optional

- PC link software
- Remote control cable
- KB-8750K1
- F874001
- FX-000C15
- FX-000C17
- FX-000C18
- Network Fixture
- D-Sub foot switch (F760001)
- Printer

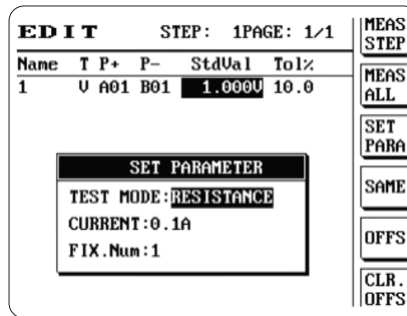
Key Features

A USB E-Marker IC Test Function



Learning test the USB Type-C E-Marker IC's code

B Current Expand Box F874003


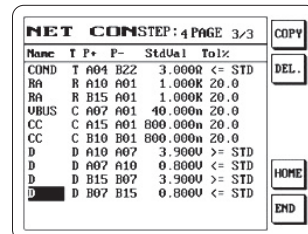
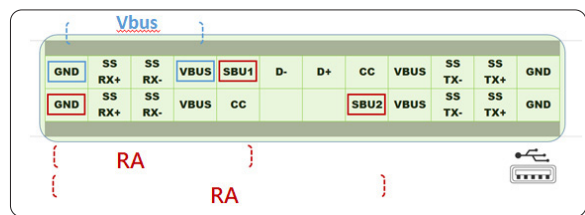


FX-000C28
2-in-1 Current Expand Box

2-in-1 Current Expand Box FX-000C28 (5A) can measure voltage difference and inner resistance.

And test the USB Type-C E-Marker IC's code.

C E-mark IC of USB Type-c



NAC model can measure short circuit and on-resistance, also can measure Emark IC, the resistance 1KΩ-Ra, the forward and reverse bias of the diode, the bypass of the TxRx signal line to Gnd, and other calibration capacitors (this equivalent capacitance will vary depending on the length of the line) and the Vbus filter capacitor to Gnd.

Specification

Model Name	8761NAC		
Conductance	1mΩ-52Ω		
Intermittence Conductance	1mΩ-52Ω		
Measuring Mode	4-wire		
Test Pin	64/128		
AC Output Voltage	100-700V		
DC Output Voltage	50-1000V		
Hipot Output Accuracy	±5%		
Hipot Measurement Accuracy	±5%		
Rated Output	5Vdc		
Hipot Measurement Time	0.01 sec-60 sec		
Wire Specifications	Maximum allowable capacitance 5μF		
Measurement Items and Measurement Range	AC Hipot Leakage Current	0.01mA-5mA	
	DC Hipot Leakage Current	0.1μA-1000μA	
	DC Hipot Insulation Resistance	1MΩ-1.2GΩ	
	O/S, Intermittence O/S, Quick Intermittence open circuit	1kΩ-100kΩ	
	Resistance	Measurement Range	100mΩ-20MΩ
		Level Signal	0.5-3V
	Conductance	Current Signal	10mA
		Measurement Range	10pF-12μF
	Capacitance	Frequency Signal	AUTO Gear (Optional) 48Hz/480Hz/4.8kHz/48kHz
		Level Signal	0.3V-1.2V
	Diode	0-6.8V	
	Single-Side Test	Able to do the Single-Side Test	
O/S Terminal Judge	With this feature		
Advanced Functions	Programmable continuous test/Pin search/Auto-diagnosis		
Test Scan Mode	Auto, Manual, External Trigger		
Measurement Signal	Low Voltage Measurement Signal		
Built-in Storage	Number of test file up to 500 sets		
OS Positive and Negative Judgment Method	Learning netlist by four groups		
OS Voltage	Adjustment range 0.1V-4V		
OS Netlist Test Mode	Pattern/point-by-point scanning		
Panel	System/Rapid/Edit/Function		
Indicator	Pass/Fail HV LED red-green indicator lights/Screen Display/Sound		

General

Power Supply	Fixed Voltage 115/230 Vac ±10%
	Frequency 60/50Hz
Power Consumption	8761NAC (64)- 70VA, 8761NAC (128)- 70VA
Interface	RS-232, USB Host, Print, Remote
Operation	Manual, Auto, Remote Control
Display	320*240 dot-matrix display
Environment	Temperature: 15°C-35°C, Humidity: RH≤70%
Dimension (W*H*D)	8761NAC (64)- 435x145x406mm, 8761NAC (128)- 435x145x406mm
Weight	8761NAC (64)- 8.44kg, 8761NAC (128)- 9.3kg