


Automatic Transformer Test System

9560


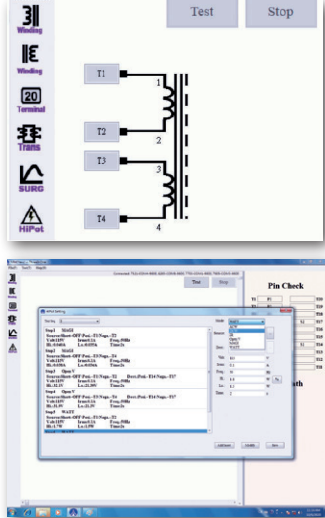
Features

- One-step integration for transformers HV and LV electrical tests
- 20 test channels
- AC Source 4 channels input
- Using 4-wire measuring method (up to 10 different windings)
- Electrical safety - Withstand Voltage AC 5000V
- Electrical safety - Withstand Voltage DC 6000V
- Electrical safety - Insulation 12000MΩ max
- Integrating impulse winding test function
- Magnetizing current (2mA - 4.2A)
- Open circuit voltage (10mV -500V)
- No-load power consumption (0.2-500VA)
- Support 100mA DC bias (F7721)



Applications


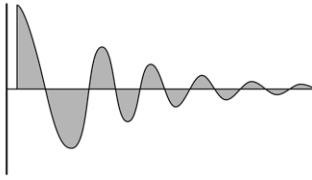
SMPS transformers, Power transformers, Communication transformers, EMC filters, Magnetic components such as toroidal coils

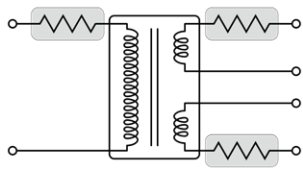
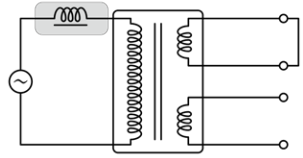
Application	Dynamic Test
<p>SMPS transformers</p> 	

General specifications

Compact cabinet	
Storage	Files can be stored in PC via RS-232 or USB
Power supply required	Voltage 90Vac-125Vac or 190Vac-250Vac Frequency 47-63Hz
Power consumption	1000VA
Dimensions	600*1020*1555mm (W*H*D)
Weight	190kg

Desktop			
Units included in the system	Transformer Tester 6265/6266/6267	Hi-Pot Tester 7605	Impulse Winding Tester 7703
Interface	RS-232 Handler LAN USB Host EXT.I/O	RS-232 Remote USB Host USB Device EXT.I/O	RS-232 Remote Printer
Power supply required	Voltage 90Vac-125Vac or 190Vac-250Vac Frequency 47Hz-63Hz	Voltage 90Vac-264Vac Frequency 50/60Hz±5%	Voltage 115/230Vac±15% Frequency 50/60Hz±5%
LCD display	7" TFT, color display (800*480)	4.3" TFT, color display (480*272)	5.7" TFT, monochrome (320*240)
Dimensions of unit	435x145x522 mm	365x145x430 mm	435x190x522 mm
Weight of unit	9Kg	14Kg	14Kg

<p>DC bias test</p> <ul style="list-style-type: none"> • DC Bias inductance value • DC Bias impedance value 	<p>F7721</p> 
<p>Perform transformer safety and life tests</p> <ul style="list-style-type: none"> • AC/DC withstand voltage test • Leakage current test • Winding turn-to-turn short circuit test 	

<p>Using the LCR measurement technique</p> <ul style="list-style-type: none"> • Inductance value (L) • Quality factor (Q) • Resistance (R) • Impedance (Z) 	
<p>Perform transformer open circuit test</p> <ul style="list-style-type: none"> • Turn ratio (inductance method/voltage method) • Turn ratio (polarity test) • Leakage inductance test (Lk) • Open Circuit Voltage • Magnetizing current • No-load power 	

Measurement specification

ATP_5600 Dynamic integration test system for transformers			
Transformer tester	6265	6266	6267
Test frequency	10Hz-200kHz	10Hz-500kHz	10Hz-1MHz
Test channels	20		
Dynamic test items			
Magnetizing current, open-circuit voltage, no-load power consumption			
Low voltage electrical measurement parameters			
Inductance, impedance, capacitance, reactance, conductance, susceptance, admittance, AC resistance, DC resistance, quality factor, loss factor, phase angle, leakage inductance, turns ratio, balance, determination of pin short circuit, the DC Bias inductance			
High voltage electrical measurement parameters			
Leakage current, insulation resistance, impulse winding test (impulse waveform analysis and comparison)			
Specifications for dynamic test			
Magnetizing current	2mA-4.2A	Test frequency : 45Hz-500Hz Test voltage : 0V-310.0Vrms	
Open circuit voltage	10Mv-500V		
No-load power consumption	0.2-500VA (External AC Source)		
LV electrical specifications			
L, LK	0. 1nH ~ 9999.99H		
C	0.00001pF ~ 999.99mF		
Q,D	0.00001 ~ 99999		
Z,X,R	0.00001Ω ~ 99.9999MΩ		
Y	0.01nS ~ 99.9999S		
θ	-180°~ +180°		
DCR	0.01mΩ ~ 99.999MΩ		
Turn Ratio	0.01 ~ 99999.99turns		
Pin-Short	12 pairs, between pin to pin		

HV electrical specifications	
AC output voltage	10V-5000V
AC voltage resolution	1V
AC voltage accuracy	±(3% of setting +5V)
AC leakage current range	0.001-31mA
AC leakage current accuracy	±(3% of reading +10uA)
AC leakage current resolution	0.001mA
AC maximum rated current	30mA
AC arc detection	1-20
DC output voltage	10V-6000V
DC voltage resolution	1V
DC voltage accuracy	±(3% of setting +5V)
DC leakage current range	0.001-11mA
DC leakage current accuracy	±(3% of reading +10uA)
DC leakage current resolution	0.001mA
DC maximum rated current	10mA
DC arc detection	1-10
Insulation resistance output voltage	10V-1000V
Voltage resolution	1V
Voltage accuracy	±(3% of setting +5V)
Insulation resistance range	1-12000MΩ
Test time	0.1-999s
AC ramp time	0.1-10s
DC ramp time	0.1-10s
Specifications for impulse winding test	
Programmable pulse voltage	200V-5000V
Comparison modes	Total area comparison, area differential area comparison, waveform comparison, number of flutters, number of coronas, high-frequency harmonic analysis, high-frequency noise analysis